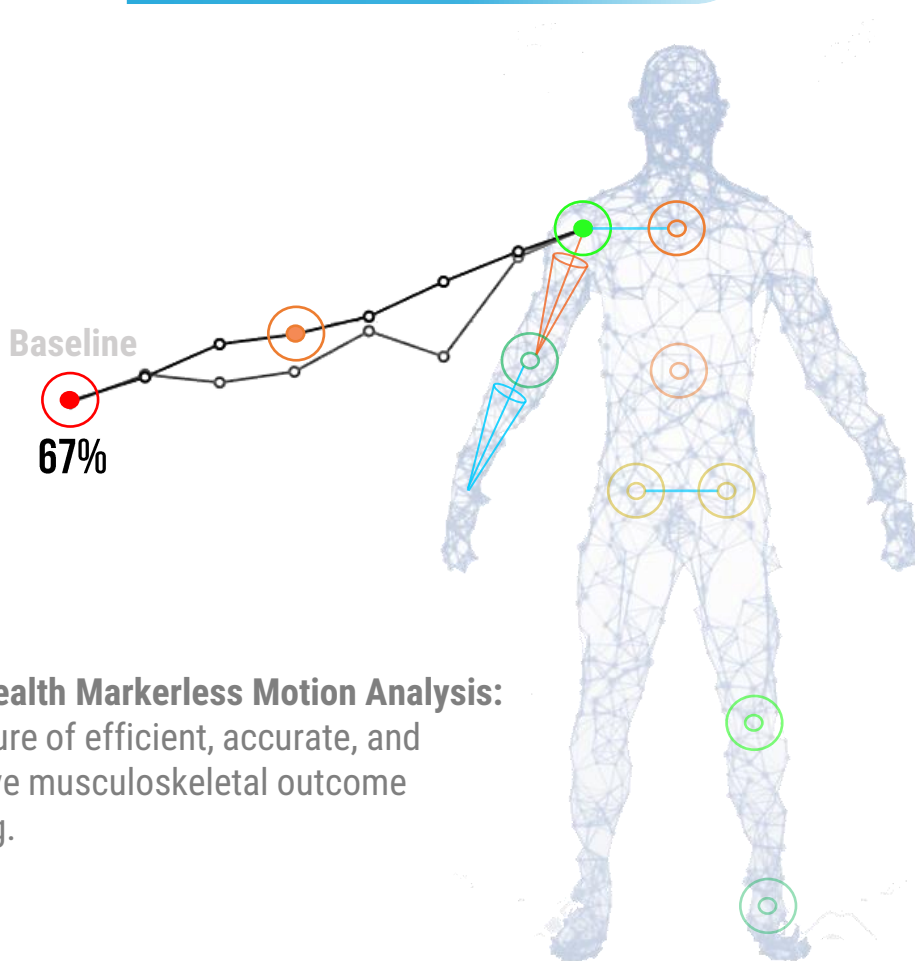


Return To Work Progression Analysis

Rotator Cuff Case Study



DARI Health Markerless Motion Analysis:
The future of efficient, accurate, and objective musculoskeletal outcome tracking.

[Click for video link](#)

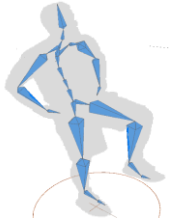
What is DARI?



Caution: Federal law restricts this device to sale by or on the order of a licensed medical professional.

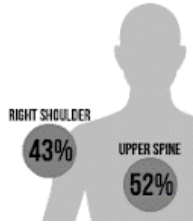
The DARI Reporting Ecosystem For Progression Analysis

Step 1: Capture
Collect Full Body Movement Data



Watch Video

Step 2: Map
Identify Joint Vulnerability



View Report

Step 3: Prioritize
Focus Areas And Action Steps



View Report

Step 4: Plan
Confirm And Objectively Track

ALIGNMENT			
MEASUREMENTS	LEFT	RIGHT	DELTA
LEFT TRUNK FLEX	21.0°	15.0°	6.0°
PELVIC OBILITY	0.0°	18.0°	18.0°
RIP ADDUCTION	33.0°	33.0°	0.0°
FRONT WRT	33.0°	14.0°	19.0°
RYN VALVES	17.5°	12.4°	5.1°
TIB ROT	14.0°	15.2°	1.2°

View Report

Step 5: Deliver
Corrective Exercise Programs



View Report

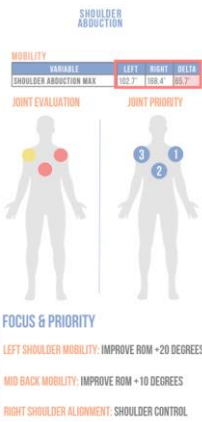
Return To Work Progression With DARI Health



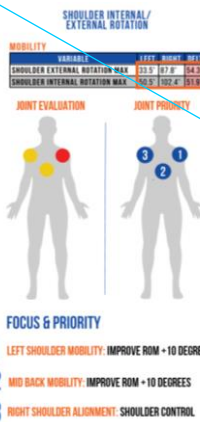
Software Demo

Watch a full tutorial on how the software ecosystem works

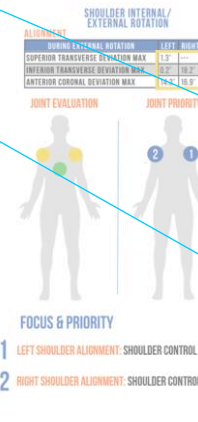
1st Scan - Baseline



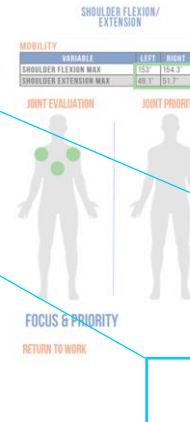
2nd Scan - Mobility



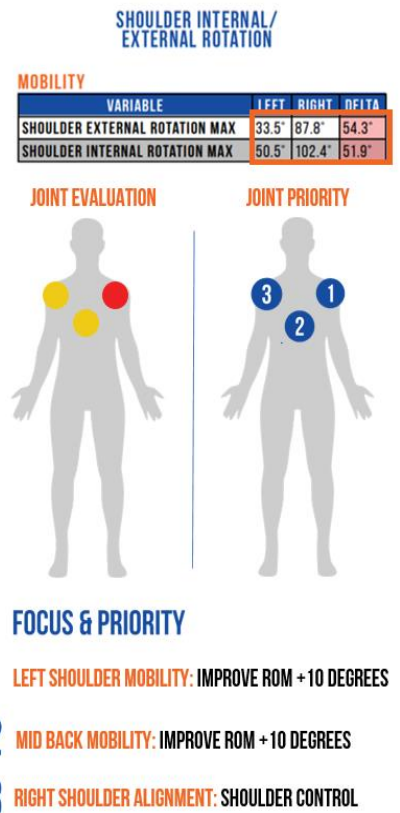
3rd Scan - Stability



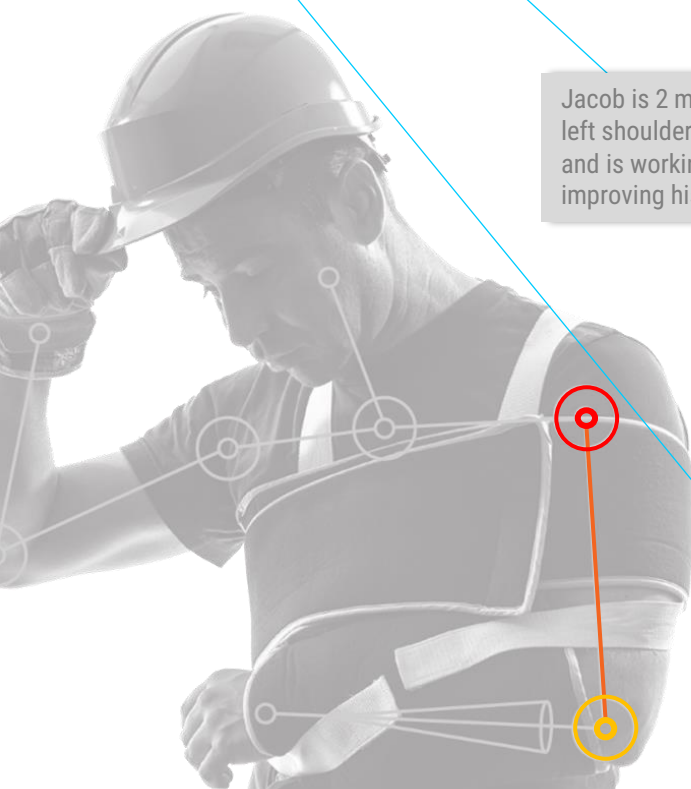
4th Scan - Control



2nd Scan - Mobility



Jacob is 2 months post left shoulder surgery and is working on improving his mobility.



Clinical Data

Vulnerability and Priority

Focused Action

Below are common questions and answers related to medical reimbursement with the DARI Health system. Our goal is to help present a clear path of utilization for your application.

Hospital coding	Hospital's bill APC 5723
Hospital reimbursement	96000 and 96004
Specific movement programs tailored for injury review	Screens that take 2-3 minutes to complete and 20 seconds for data processing
Clinical benefit(s); Including Medical Necessity and FDA	DARI screens can quickly document clinical cases for submission
Sage Reporting	All Reports are developed with required clinical reporting to support reimbursement

DISCLOSURE: (a) the existence of any particular code does not guarantee coverage or payment; (b) reimbursement and coding policies depend on multiple factors, including the determination of medical necessity and appropriateness of a procedure for a particular patient; (c) reimbursement codes and criteria are subject to change; (d) providers should regularly monitor and update billing practices to comply with changes in reimbursement codes; (e) providers should promptly (e.g., within 60 days) disclose any potential overpayments to the applicable payor; and (f) DARI makes no representation, warranty or guarantee as to the correctness or appropriateness of any billing code(s) discussed in conjunction with the System.



[Read more here!](#)

Setting A New Standard: Elevating Your Motion Health Expectations

- Patented full body kinematics and kinetics
- Research and clinical grade tool for monitoring motion health
- Scientifically validated and published by independent 3rd parties
- Worlds largest database of human movement - over 1 million files
- Improved data for decision support and proven reimbursement models
- Dynamic solutions tailored for all – patients, providers, and payors

[Click For More Details
On Our Partners](#)





DARI Health System

Manufactured by:
DARI Motion/Scientific Analytics Inc,
8912 Nieman Road
Overland Park, KS 66214, United States of America

Contents: One DARI Motion Analysis System

Rx Only.

Caution: Federal law restricts this device to sale by or on the order of a licensed medical professional.

Indications for Use:

DARI Health is a computer and video system used to quantify and graphically display human movement patterns and techniques for uses such as assessment and training of limb or body motion in pre/post rehabilitation evaluation, physical therapy, and the like.

Contraindications:

The DARI Health System is not intended for use with children under three years of age.
The DARI Health System is not intended for use with patients with active implants.
The DARI Health System is intended to be used only under the case and supervision of a healthcare provider.

WARNING: Use of the DARI is only recommended for individuals who are physically capable of performing unencumbered movement within the capture space. Patients who have been deemed to be at risk for falls, patients who exhibit severe instability at any joints, or patients who cannot or do not frequently exercise or ambulate due to cardiovascular diseases, severely decreased respiratory function, or other limiting health conditions should consult a physician prior to undergoing a DARI Health analysis.

PRECAUTIONS: When undergoing a DARI analysis, the patient should be in comfortable clothing, with stable footwear. Dresses, loose or flowing clothing, and/or clothing with colors that match the capture space should be avoided. DARI Health analysis should only be done with a properly calibrated system in the presence of a healthcare professional.

DARImotion.com